



SX45

Stereo Zoom Microscope for routine inspection and material rework



- Wide range of magnification x4 - x200
- Affordable stereo zoom microscope with first class performance
- Wide range of options and configurations
- Long-life, true color LED illumination

Designed as an affordable stereo zoom microscope, the SX45 with its long working distance, precision optics and compact design is the perfect solution to many industrial and biological applications. With a wide array of options and accessories, the SX45 allows further tailoring to individual requirements.

- x8 – x50* (6.3:1 zoom ratio) click-stop stereo zoom magnification (x200 max.)
- Affordable stereo zoom microscope with first-class performance
- Long-life (up to 6,000 hours), true color LED illumination
- Wide range of options and configurations
- Extra long working distance (115mm*)

With more than 50 years experience in design and manufacture of high performance optical systems, Vision Engineering's SX45 delivers value, performance and flexibility. The SX45 provides high quality stereo viewing, ideal for both industry and life sciences, with an extra-long working distance for assembly, manipulation, re-work, dissection, or simple inspection tasks. Additionally, a wide range of stand options and accessories allow tailoring to suit individual requirements.

* with standard x1.0 objective



Optical Performance

- Precision optics deliver high resolution, flat field and high contrast images with long working distances and large depth of field
- 22mm Field Number (standard) eyepieces with eyepiece dioptre setting
- Interpupillary distance adjustment (52 to 75mm)



Bench stand, compact and versatile.

- Low-profile base optimizes ergonomics for reduced operator fatigue.
- Built-in transformer with intensity adjustment for both surface and substage illumination.



Articulated arm, for enhanced flexibility.

- Designed specifically for applications requiring extended reach, without compromising stability.
- Multi-point adjustability allows precise positioning and alignment.



Boom mount, ideal for larger specimens.

- Stable platform base, or for mounting directly to user's work surface.
- Enhanced freedom of movement.

Accessories

Image Capture & Archive

Trinocular head option permits the use of digital or video camera.

Modular multimedia solutions are available for image archiving, acquisition, processing, analysis and documentation.



LED Ringlight

For use with bench stand variant, where additional surface illumination is required (standard option with articulated arm and boom mount variants).

Floating Stage

For use with bench stand models, the floating stage provides smooth sample control, ideal for inspection tasks.



Polarization Set

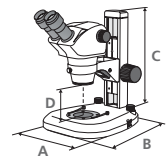
Polarizing filters can be accommodated with bench stand variant.

Technical Data

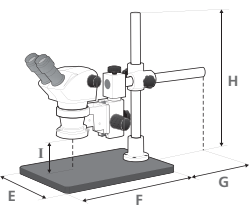
Optical

- Greenough stereo zoom microscope
- Zoom ratio 6.3:1
- Observation tube inclination 45°
- Interpupillary distance adjustment (52 to 75mm)
- Dioptre adjustment on both eyepieces

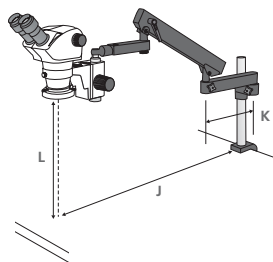
Dimensions



Bench Stand:
 A = 240mm
 B = 290mm
 C = 340mm
 D = 215mm max., less working distance



Boom Mount:
 E = 275mm
 F = 395mm
 G = 410mm max.
 H = 460mm
 I = 285mm max., less working distance



Articulated Arm:
 J = 950mm max.
 K = 270mm (removable)
 L = 640mm max., less working distance

Optical Data

| Eyepieces | Objective Lens | Zoom Range | Working Distance |
|-------------|----------------|------------|------------------|
| x10/22 F.N. | x0.5 * | x4 - x25 | 220.6mm |
| x10/22 F.N. | x1.0 | x8 - x50 | 115.0mm |
| x10/22 F.N. | x2.0 | x16 - x100 | 57.5mm |
| x20/13 F.N. | x0.5 * | x8 - x50 | 220.6mm |
| x20/13 F.N. | x1.0 | x16 - x100 | 115.0mm |
| x20/13 F.N. | x2.0 | x32 - x200 | 57.5mm |

* stand extension required when using x0.5 objective lens with bench stand model to accommodate increased working distance.





Vision Engineering manufactures a comprehensive range of ergonomic stand-alone mono and stereo microscopes as well as a complete line of non-contact measuring systems.

For more information...

Vision Engineering has a network of offices and technical distributors around the world. For more information, please contact your Vision Engineering branch, local authorized distributor, or visit our website.

Vision Engineering Ltd.
(Manufacturing)
 Send Road, Send, Woking,
 Surrey, GU23 7ER, England
 Tel: +44 (0) 1483 248300
 Fax: +44 (0) 1483 223297
 Email: generalinfo@visioneng.com

Vision Engineering Inc.
(Manufacturing & Commercial)
 570 Danbury Road, New Milford,
 CT 06776 USA
 Tel: +1 (860) 355 3776
 Fax: +1 (860) 355 0712
 Email: info@visioneng.com

Vision Engineering Ltd.
(Central Europe)
 Anton-Pendele-Str. 3,
 D-82275, Emmering, Germany
 Tel: +49 (0) 8141 40167-0
 Fax: +49 (0) 8141 40167-55
 Email: info@visioneng.de

Vision Engineering Ltd.
(France)
 1 Rue de Terre Neuve, ZA Courtaboeuf,
 91967 Les Ulis Cedex, France
 Tel: +33 (0) 164 46 90 82
 Fax: +33 (0) 164 46 31 54
 Email: info@visioneng.fr

Vision Engineering Ltd.
(Commercial)
 Monument House, Monument Way West,
 Woking, Surrey, GU21 5EN, England
 Tel: +44 (0) 1483 248300
 Fax: +44 (0) 1483 248301
 Email: generalinfo@visioneng.com

Vision Engineering Inc.
(Commercial West Coast USA)
 745 West Taft Avenue, Orange,
 CA 92865 USA
 Tel: +1 (714) 974 6966
 Fax: +1 (714) 974 7266
 Email: info@visioneng.com

Nippon Vision Engineering
(Japan)
 272-2 Saedo-cho, Tsuduki-ku,
 Yokohama-shi, 224-0054, Japan
 Tel: +81 (0) 45 935 1117
 Fax: +81 (0) 45 935 1177
 Email: info@visioneng.jp

Vision Engineering Ltd.
(Italy)
 Via Cesare Cantù, 9
 20092 Cinisello Balsamo MI, Italy
 Tel: +39 02 6129 3518
 Fax: +39 02 6129 3526
 Email: info@visioneng.it

Vision Engineering Ltd
(China)
 11J, International Ocean Building,
 720 Pudong Avenue, Shanghai,
 200120, P.R. China
 Tel: +86 (0) 21 5036 7556
 Fax: +86 (0) 21 5036 7559
 Email: info@visioneng.com.cn

Vision Engineering
(India)
 Tel: +91 (022) 2613 0699
 Fax: +91 (022) 2610 3845
 Email: info@visioneng.co.in

Distributor

Visit our multi-lingual website:
www.visioneng.com/us