



FUME EXTRACTION

REMOVING HARMFUL PARTICULATES AND GASES

GSA Service Company
Military/Gov't Manufacturer's Representative
info@gsaservice.com
(703) 731-8048
www.gsaservice.com



SOLUTIONS FOR THE ELECTRONICS INTERCONNECTION PROCESS

INTRODUCING PACE FUME EXTRACTION SYSTEMS

WHY DO YOU NEED FUME EXTRACTION?

As the full solution provider in the electronics industry, PACE has set the standards for over 15 years by leading technology development for fume extraction equipment specifically designed to meet the requirements of the electronics industry and by educating the industry on the effects of exposure and how to protect workers.

PACE offers Fume Extraction Systems that feature the latest advancements in filter condition monitoring and process control as well as cost effective solutions that incorporate many of our best features. A variety of collection accessories are available that offer highly effective source capture or wide area extraction to meet virtually any application.

Each system is composed of rugged steel construction and includes a heavy-duty, brushless motor for years of troublefree service. Convenient, disposable filter cartridges are easily changed, eliminating the need for messy cleaning and costly service visits.

TABLE OF CONTENTS

PAGE	
3	WHY IS FUME EXTRACTION NEEDED
4	ARM-EVAC 50 & FX-50
5	ARM-EVAC 105/200
6	ARM-EVAC 250/500
7	FUME EXTRACTOR FILTERS
8	ESD FLEX-ARM & METAL FLEX-ARMS
9	METAL FUMEFLO TABLE AND PLENUM
10	ARM-EVAC CONFIGURATION EXAMPLES
11	PRODUCT PAGE

THE BENEFITS OF PACE FUME EXTRACTION

1. Fumes are pulled away from the primary solderer.
2. As flux fumes are removed at their source, secondary exposure of other operators is eliminated.
3. Assemblies and the work area are kept clean from flux fume contamination.
4. Filtered air is recirculated back into the work environment instead of being vented to the outside. Therefore, energy savings in the form of air conditioning and heating costs are realized.
5. Unfiltered air is not exhausted to the outside which may require costly environmental permits and pollution control devices.
6. PACE Fume Extraction Systems offer the greatest flexibility as they are modular and can be easily disassembled and reassembled in another location as manufacturing processes and layouts change.



It's a fact... hazardous fumes in the working environment result in increased absenteeism, employee turnover, worker's compensation claims and lost productivity. Medical research has confirmed an increased incidence of occupational asthma, chronic bronchitis, allergic reactions, contact dermatitis and other health related effects associated with exposure to flux fumes. The substances in flux fumes are regulated by international health and safety agencies and many have been designated as Occupational Sensitizers which means that exposure should be eliminated or reduced to as low a level as possible. Where manual soldering is being performed or where solder-pots/fountains are utilized, hazardous fumes are produced and workers need to be protected from them.

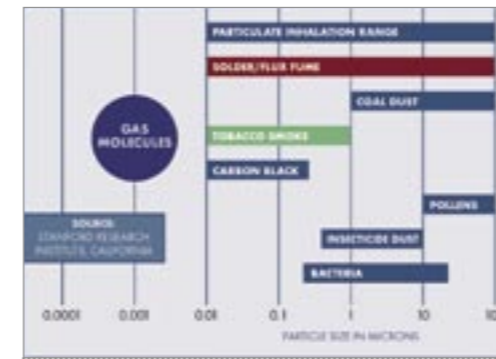
FACT: EXPOSURE TO SOLDER FUMES LEADS TO RESPIRATORY ILLNESS

When rosin-based or rosin-containing fluxes are heated, a substance called colophony is produced, which is one of the major causes of occupational asthma. In order to reduce exposure to colophony, rosin-based fluxes have been exchanged for no-clean or synthetic fluxes that contain no rosin or very low percentages. While this reduces or eliminates exposure to colophony, new chemical irritants may be introduced into the work place, many of which pose a more substantial threat to workers. Over 95% of the total fume produced from rosin-based fluxes are in the form of particulates. Chemical exposure from flux fume varies widely and is dependent on the chemical composition of the flux. Non-rosin or low-rosin fluxes use chemically aggressive substances such as acids, solvents, or alcohols in place of rosin to improve the cleaning action of the flux. **This is also true for Lead Free solders.**

Exposure to these substances is also recognized as hazardous and when flux is heated, the resultant chemical by-products can be even more hazardous. Additionally, the use of cleaners, solvents or adhesives, which are common in electronic soldering applications, expose workers to chemical hazards. The human body has been designed with defense mechanisms such as nasal passageways lined with mucus that will collect larger particles through a process known as impaction and ciliated breathing passageways to remove foreign substances from the main airways of the lungs. Flux fumes contain high levels of respirable particles (less than 3.5 microns in diameter similar in size to cigarette smoke), that can bypass these natural defense mechanisms and deposit themselves in the gas-exchange region of the lungs, thereby posing the greatest exposure hazard.

FACT: MATERIAL SAFETY DATA SHEETS FOR FLUXES RECOMMEND THE USE OF LOCAL EXHAUST VENTILATION SYSTEMS

The Health effects caused by exposure to flux fumes tend to be forms of respiratory illness and contact dermatitis. However, since the components of flux fume are often designated as occupational sensitizers, chronic or prolonged exposure increases the severity of health effects. PACE Fume Extraction is a key element in protecting workers from being exposed to flux fume!



ARM-EVAC 50 & FX-50

FUME EXTRACTION FOR THE BENCHTOP

FX-50

The FX-50 Fume Exhauster is designed to remove solder/flux fumes from the operators breathing zone by drawing harmful fumes through a carbon impregnated, foam filter. The FX-50 features high airflow, quick and easy filter change-out, pre-drilled holes for variable mounting, three height adjustments and swivel action.

SPECIFICATIONS	FX-50
PART NUMBER	8884-0920
POWER REQUIREMENTS	115 VAC, 60Hz
DIMENSIONS	168mm H x 220mm W x 270mm D (6.6" H x 8.7" W x 10.5" D)
WEIGHT	1.6 Kg (3.5 lbs)
NOISE LEVEL*	52 dBA
NUMBER OF INLETS	One
FLOW RATE*	60 m ³ /h (35cfm)
STANDARD FILTER	Activated Carbon Impregnated Foam Filter

* Airflow and noise level are nominal numbers. Available in 115 VAC only.



FX-50 Fume Exhauster



ARM-EVAC 50

The Arm-Evac 50 is a unique, portable, cost-effective, bench-top fume extractor that provides wide area fume extraction or highly efficient source capture at two points using the optional arm attachment. The Arm-Evac 50 features operator adjustable airflow, quiet operation and a wide variety of filters to meet the needs of virtually any application.



SPECIFICATIONS	ARM-EVAC 50
PART NUMBER	8889-0050
POWER REQUIREMENTS	115 or 230 VAC, 50/60Hz
DIMENSIONS	250mm H x 330mm W x 315mm D (8.5" H x 13.0" W x 12.5" D)
WEIGHT	6 Kg (13 lbs)
NOISE LEVEL*	54 dBA
NUMBER OF INLETS	One laminar flow, plenum inlet
FLOW RATE*	Adjustable: 152 m ³ /h (90cfm) max with Plenum, One Arm Adjustable: 84.5 m ³ /h (45cfm) max Two Arms Adjustable: 50 m ³ /h (30 cfm) max per arm
SYSTEM OPTIONS	Dual Arm Accessory, 8886-0055
STANDARD PRIMARY FILTER	General Purpose Filter
FILTRATION OPTIONS	General Purpose Filter, Cleanroom Filter, Adhesive Filter, Economy Filter

* Airflow and noise level are nominal numbers and will vary based on voltage



Arm-Evac 50



Arm-Evac 50 with optional Dual Arm Attachment



Providing fume extraction to two workstations

ARM-EVAC 105/200

PORTABLE FUME EXTRACTION SYSTEMS FOR 1 TO 4 WORKSTATIONS

ARM-EVAC 105

The best protection from harmful fumes in its price range. The Arm-Evac 105 is portable, compact and can be easily placed on or under a workbench. The unit features a heavy-duty, maintenance free brushless motor along with a filtration process which includes a pre-filter for coarse particle removal, and a High Efficiency Particulate Arrestor (HEPA)/Gas Filter cartridge. An inlet cap is provided to seal the unused inlet if only one flex arm is used.



Arm-Evac 105

SPECIFICATIONS	ARM-EVAC 105	ARM-EVAC 105E
PART NUMBER	8888-0110	8888-0105
POWER REQUIREMENTS	115 VAC, 60Hz	230 VAC, 50Hz
DIMENSIONS	362mm H x 290mm W x 290mm D (14.25" H x 11.5" W x 11.5" D)	
WEIGHT	11.5 Kg (25.3 lbs)	
NOISE LEVEL*	55 dBA	
NUMBER OF INLETS	Two 75mm (3")	
FLOW RATE* GENERAL PURPOSE FILTER	Single Inlet: 220 m ³ /h (113 cfm); Dual Inlet: 118 m ³ /h (70 cfm) per inlet	
FLOW RATE* CLEANROOM FILTER	Single Inlet: 187 m ³ /h (110 cfm); Dual Inlet: 105 m ³ /h (62 cfm) per inlet	
NO. OF COLLECTION ACCESSORIES	Two 75mm (3")	
MAXIMUM DUCT RUN	2.5m (8') per inlet	
STANDARD PRIMARY FILTER	General Purpose Filter	
FILTRATION OPTIONS	General Purpose Filter, Cleanroom Filter, Adhesive Filter, Extended Life Filter, Economy Filter	

* Airflow and noise level are nominal numbers and will vary based on voltage

The Arm-Evac 200 is designed to meet the needs of light duty production as well as rework and repair operations. Lightweight and compact, the Arm-Evac 200 installs in minutes. A wide variety of collection accessory options and filters are available. An optional silencer/mobile cart is also available.



Arm-Evac 200

SPECIFICATIONS	ARM-EVAC 200	ARM-EVAC 200E
PART NUMBER	8889-0205	8889-0200
POWER REQUIREMENTS	115 VAC, 60Hz	230 VAC, 50Hz
DIMENSIONS	393mm H x 282mm W x 365mm D (15.4" H x 11.1" W x 14.3" D)	
WEIGHT	13.75 Kg (30.25 lbs)	
NOISE LEVEL*	58 dBA	
NUMBER OF INLETS	Two 75mm (3")	
FLOW RATE* GENERAL PURPOSE FILTER	Single Inlet: 288 m ³ /h (170 cfm); Dual Inlet: 170 m ³ /h (100 cfm) per inlet	
FLOW RATE* CLEANROOM FILTER	Single Inlet: 255 m ³ /h (150 cfm); Dual Inlet: 135 m ³ /h (80 cfm) per inlet	
NO. OF COLLECTION ACCESSORIES	Four 45mm (1.75") or 50mm (2"), Two 75mm (3")	
MAXIMUM DUCT RUN	5m (16') per inlet	
SYSTEM OPTIONS	Silencer/Mobile Cart	
STANDARD PRIMARY FILTER	General Purpose Filter	
FILTRATION OPTIONS	General Purpose Filter, Cleanroom Filter, Adhesive Filter, Extended Life Filter, Economy Filter	

* Airflow and noise level are nominal numbers and will vary based on voltage

ARM-EVAC 200

ARM-EVAC 250/500

PORTABLE FUME EXTRACTION SYSTEMS FOR 1 TO 6 WORKSTATIONS

FUME EXTRACTION FILTERS

MEET THE NEEDS OF VIRTUALLY ANY APPLICATION

ARM-EVAC 250

The Arm-Evac 250 is ideal for heavy-duty operations that need high capacity and continuous particle filter monitoring. Incorporating microprocessor technology, an easy-to-read graphical LED filter condition monitor changes from green to yellow to red as the filter becomes clogged. Additionally, flow sensors increase power to the motor as filters become blocked to assure peak performance. The filter monitoring system self calibrates using a membrane keypad on the front panel and an audible alarm alerts the operator when a filter change is required. A three-position motor speed button is also on the front panel. A wide variety of collection accessory options and filters are available. An optional silencer/mobile cart is available.

SPECIFICATIONS	ARM-EVAC 250	ARM-EVAC 250E
PART NUMBER	8889-0255	8889-0250
POWER REQUIREMENTS	115 VAC, 60Hz	230 VAC, 50Hz
DIMENSIONS	393mm H x 282mm W x 365mm D (15.4" H x 11.1" W x 14.3" D)	
WEIGHT	14 Kg (31 lbs)	
NOISE LEVEL*	58 dBA	
NUMBER OF INLETS	Two 75mm (3")	
FLOW RATE* GENERAL PURPOSE FILTER	Single Inlet: 288 m ³ /h (170 cfm); Dual Inlet: 170 m ³ /h (100 cfm) per inlet	
FLOW RATE* CLEANROOM FILTER	Single Inlet: 255 m ³ /h (150 cfm); Dual Inlet: 135 m ³ /h (80 cfm) per inlet	
NO. OF COLLECTION ACCESSORIES	Four 45mm (1.75") or 50mm (2") or Three 75mm (3")	
MAXIMUM DUCT RUN	5m (16') per inlet	
SYSTEM OPTIONS	Silencer/Mobile Cart	
STANDARD FILTER	General Purpose Filter	
FILTRATION OPTIONS	General Purpose Filter, Cleanroom Filter, Adhesive Filter, Extended Life Filter, Economy Filter	

* Airflow and noise level are nominal numbers and will vary based on voltage



Arm-Evac 250

ARM-EVAC 500

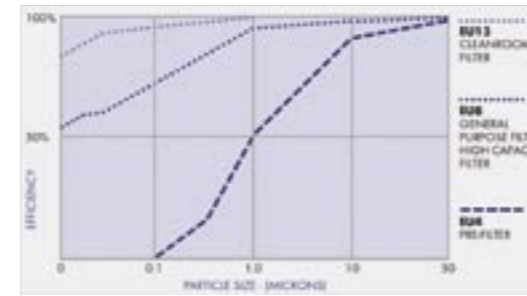
The Arm-Evac 500 is perfectly suited for high performance, cellular manufacturing activities and provides fume extraction for up to 6 workstations. This unit boasts a high airflow motor pump with an effective three-stage filtration system. Incorporating microprocessor technology, an easy-to-read graphical LED filter condition monitor changes from green to yellow to red as the filter becomes clogged. The filter monitoring system self calibrates using a membrane keypad on the front panel and an audible alarm alerts the operator when a filter change is required. A wide variety of collection accessory options and filters are available.

SPECIFICATIONS	ARM-EVAC 500	ARM-EVAC 500E
PART NUMBER	8889-0505	8889-0500
POWER REQUIREMENTS	115 VAC, 60Hz	230 VAC, 50Hz
DIMENSIONS	640mm H x 400mm W x 500mm D (25" H x 15.75" W x 19.5" D)	
WEIGHT	28 Kg (62 lbs)	
NOISE LEVEL*	61 dBA	
NUMBER OF INLETS	Three 75mm (3")	
FLOW RATE* GENERAL PURPOSE FILTER	One Inlet: 451m ³ /h (266cfm); Two Inlets: 283m ³ /h (167cfm) per inlet; Three Inlets: 200m ³ /h (119cfm) per inlet	
FLOW RATE* CLEANROOM FILTER	One Inlet: 414m ³ /h (244cfm); Two Inlets: 236m ³ /h (140cfm) per inlet; Three Inlets: 160m ³ /h (94cfm) per inlet	
NO. OF COLLECTION ACCESSORIES	Six 45mm (1.75") or 50mm (2") or Three 75mm (3")	
MAXIMUM DUCT RUN	5m (16') per inlet	
SYSTEM OPTIONS	Silencer/Mobile Cart	
STANDARD FILTER	General Purpose Filter	
FILTRATION OPTIONS	General Purpose Filter, Cleanroom Filter	

* Airflow and noise level are nominal numbers and will vary based on voltage



Arm-Evac 500



PACE's Filtration Systems have been specifically designed for application in the electronics industry. A wide variety of filtration options are available for use with PACE Fume Extractors ensuring that you always have the right filter for the job.

Filtration systems for soldering applications are comprised of three filters. As fumes are collected, they first encounter the Pre-Filter, which is a lower efficiency particle filter that is used to protect the primary filter from large particles, extending the life of the primary filter. Next is the Primary Particle Filter which is a particulate filter with large surface area having efficiency ratings of 85% and higher. A variety

of filtration efficiencies are available to suit your needs. Lastly, a Gas Filter is included to eliminate any hazardous gases that may be present. PACE's gas filters use high-grade activated carbon or they combine adsorptive and chemisorptive technologies to maximize effectiveness. To fully understand your gas filtration needs, always consult your Material Safety Data Sheet. The Arm-Evac 50, 105, 200 & 250 use "Combo Filters" which means that the Primary and Gas filters are contained in one filter cartridge. The Arm-Evac 500 uses separate Primary and Gas filters which need to be changed individually. Pre-filters should be inspected at least weekly. When they become clogged, they should be replaced immediately to maximize primary filter life.

	FILTER TYPE	FILTER EFFICIENCY RATING	RECOMMENDED APPLICATION
	PRE-FILTERS	90% ARRESTANCE EU 4	Recommended for use with all filtration systems.
	ECONOMY FILTERS	N/A N/A	Recommended for soldering applications where cost-effective solutions are required. Ideal for applications where coarse dust is generated.
	GENERAL PURPOSE FILTERS	85% EU 8	Recommended for soldering applications where normal volumes of fumes are being generated for 1 or 2 shifts.
	CLEANROOM FILTERS	99.99% EU 13	Recommended for applications in Cleanroom environments or where the highest filtration efficiency is required.
	HIGH CAPACITY FILTERS	85% EU 8	Recommended for soldering applications where heavy volumes of fumes are generated or where operations are running 3 shifts. Filter contains additional filtration media and will last longer.
	ADHESIVE FILTERS	N/A	Recommended for any bench-top application utilizing adhesives, solvents, or cleaners used in small quantities and not in open containers or "baths".

The following chart is a quick reference guide for PACE Filtration Systems. Simply select your fume extraction central filtration unit and the type of filter you need to identify the part number of the filter. **(Bold part numbers indicates standard primary filter in Central Filtration Unit).**

*High Capacity Pre-Filters must be used in combination with a High Capacity Filter. When Filters need to be replaced, simply remove them from the Fume Extractor and replace with a new one. Disposal of filters should be done in compliance with local environmental regulations.

SYSTEM	PRE-FILTER	HIGH CAPACITY PRE-FILTER	ECONOMY FILTER	GENERAL FILTER	CLEANROOM FILTER	HIGH CAPACITY FILTER	CARBON FILTER	ADHESIVE FILTER
FX-50	N/A	N/A	8883-0200-P5	N/A	N/A	N/A	N/A	N/A
ARM-EVAC 50	8883-0125-P5	N/A	8883-0300-P5	8883-0280	8883-0290	N/A	N/A	8883-0295
ARM-EVAC 105	8883-0111-P5	8883-0938-P10*	8883-0871	8883-0901	8883-0921	8883-0936*	N/A	8883-0951
ARM-EVAC 200	8883-0111-P5	8883-0938-P10*	8883-0871	8883-0931	8883-0921	8883-0936*	N/A	8883-0951
ARM-EVAC 250	8883-0111-P5	8883-0938-P10*	8883-0871	8883-0931	8883-0921	8883-0936*	N/A	8883-0951
ARM-EVAC 500	8883-0145-P10	N/A	N/A	8883-0955	8883-0965	N/A	8883-0956	N/A

OUR FILTRATION SYSTEMS

FILTER TYPES

FILTER SELECTION

ESD FLEX-ARM & METAL FLEX ARMS

FUME EXTRACTION ACCESSORIES

ACCESSORIES & METAL FUMEFLO TABLE & PLENUM

FUME EXTRACTION ACCESSORIES & METAL FUMEFLO TABLE AND PLENUM

ESD SAFE FLEX-ARM

The most versatile and economical collection accessory (includes round endpiece).

SPECIFICATIONS	ESD SAFE FLEX-ARM
PART NUMBER	8886-0750
ESD RATING	Surface Resistivity: 1.00E3 Ohm Volume Resistivity: <6.00E2 Ohm-cm
LENGTH/DIAMETER	915mm (36")/75mm (3")
MOUNTING	Directly onto Fume Extractor or uses optional Bench Mounting Bracket
STANDARD ENDPiece	Round



OPTIONAL ENDPieces

- A. Round Endpiece for omni-directional fume collection. Part Number 8886-0792
 - B. Collection Tube Endpiece for focused and pin-point fume collection. Part Number 8886-0794
 - C. Cowl Endpiece for high volume laminar flow fume extraction. Part Number 8886-0793
- Extension Tube for ESD Flex-Arm 305mm (12") long. Part Number 8886-0790 (not shown)



ESD Safe Flex-Arm Quick-Mount Bench Mounting Bracket Kit

(Part Number 8886-0745) allows the ESD Safe Flex-Arm to be mounted virtually anywhere. Quick Mount clamp allows for arm and bracket to be repositioned in seconds. Kit includes 2.5m (8') of 75mm (3") ESD Safe Flexible Hose.



ESD Safe Flex-Arm Kit


(Part Number 8886-0765) contains everything needed to mount an ESD Safe Flex-Arm to a workbench. The Kit includes: (1) ESD Safe Flex-Arm (Part Number 8886-0750), (1) Quick-mount Bench Mounting Bracket Kit (Part Number 8886-0745).



PACE Fume Extractor fitted with 2 ESD Safe Flex-Arms

STATIC-SAFE METAL FLEX-ARMS

SPECIFICATIONS	45MM (1.75") STATIC-SAFE METAL FLEX-ARM	50MM (2") STATIC-SAFE METAL FLEX-ARM
PART NUMBER	8886-0429	8886-0550
CONSTRUCTION	Rugged stainless steel	High quality stainless steel
INCLUDES	Unique Fume Scoop endpiece and Bench Mount Flange	Locking Adjustable Airflow Controller & Bench Mounting Flange
LENGTH/DIAMETER	0.9m (3') long, 45mm (1.75") D	0.9m (3') long, 50mm (2") D
BENEFITS & ACCESSORIES	Conserves benchtop space	Easy to move in and out of position. Variety of endpieces available.



Endpieces ordered separately.

ACCESSORIES

Optional Locking Adjustable Air Flow Controller For 45mm (1.75") Metal Flex-Arm P/N 8886-0509



Bench Mounting Bracket For 45mm (1.75") and 50mm (2") Flex Arm P/N 8886-0552



ACCESSORIES

50mm METAL FLEX-ARM ENDPieces

Static-Safe Fume Scoop for 50mm (2") Metal Flex-Arm P/N 8886-0530



Stainless Steel Static-Safe 100mm (4") Nozzle for 50mm (2") Metal Flex-Arm P/N 8886-0318



Stainless Steel Static-Safe 200mm (8") Nozzle for 50mm (2") Metal Flex Arm P/N 8886-0328



INSTALLATION TIPS

1. Metal Flex-Arms can be mounted directly to the workbench by cutting a hole in the benchtop or they can be mounted to the workbench by using the optional Quick-Mount Bench Mounting Bracket, part number 8886-0552.
2. To connect the Metal Flex-Arm to one 75mm (3") inlet on the fume extractor, part number 8886-0299, (2.5m (8') of ESD Safe Flexible Hose 75mm (3") diameter with 50mm (2") reducer) is required.
3. To connect two Metal Flex-Arms to one 75mm (3") inlet on the fume extractor, part numbers 8886-0299, (2.5m (8') of ESD Safe Flexible Hose 75mm (3") diameter with 50mm (2") reducer) & 8882-0692. Metal Flex-Arm Expansion Kit are required.

The Metal FumeFlo Worktable is the newest innovation in fume collection devices. By combining laminar flow and downdraught containment, the Metal FumeFlo Worktable offers the maximum level of protection from hazardous fumes. The Metal FumeFlo Worktable is fitted with a heat resistant ESD safe work surface. The fumes are "pulled down" through the work surface or through the Plenum and drawn into the Central Filter Unit, filtered and returned to the work environment. The Metal FumeFlo Worktable is easy to install and relocate and preserves precious Benchtop space and is supplied with 2.5m (8') of 75mm (3") ESD Safe Flex Hose for easy connection to the Arm-Evac 105, 200, 250 or 500.



Metal FumeFlo Worktable

SPECIFICATIONS	METAL FUMEFLO WORKTABLE
PART NUMBER	8886-0220
DIMENSIONS	105mm H x 455mm W x 620mm D (4.1" H x 17.9" W x 24.4" D)
DOWNDRAUGHT AREA	410mm x 310mm (16.1" x 12.2")
PLENUM	95mm H x 450mm W (3.7" H x 17.7" W)
EQUIPMENT SHELF	450mm W x 190mm D (17.7" W x 7.5" D)
WEIGHT	4.8kg (10.7lbs)

The Plenum is ideal for providing fume extraction to work spaces where soldering is being performed over a large area, such as at several locations on a large PCB. At 455mm (18") wide laminar airflow is supplied over the entire work area, protecting the operator from exposure to harmful fumes. The Plenum also preserves bench-top space as it provides a sturdy shelf. The Plenum is constructed from rugged 18 gauge steel, is static-safe and includes 2.5m (8') of 75mm (3") ESD Safe Flexible Hose for easy connection to the Arm-Evac 105, 200, 250 or 500.



Metal Plenum

SPECIFICATIONS	STATIC-SAFE METAL PLENUM
PART NUMBER	8886-0366
DIMENSIONS	130mm H x 460mm W x 130mm D (5" H x 18" W x 5" D)
WEIGHT	2.7kg (6 lbs)
MATERIAL	18 gauge steel
INLET	One 75mm (3") inlet

METAL FUMEFLO WORKTABLE

METAL PLENUM

ACCESSORIES & ARM-EVAC SYSTEMS



ARM-EVAC SILENCER/MOBILE CARTS AND CONFIGURATION EXAMPLES

PRODUCT PAGE
www.paceworldwide.com

SILENCER/MOBILE CARTS

SPECIFICATIONS	SILENCER/MOBILE CART ARM-EVAC 200	SILENCER/MOBILE CART ARM-EVAC 250	SILENCER/MOBILE CART ARM-EVAC 500
PART NUMBER	8885-1225	8885-1225	8885-1255
WEIGHT	4.5kg (10 lbs)	4.5kg (10 lbs)	6.0kg (13.2 lbs)
DESCRIPTION	Constructed of 18-Gauge steel and acoustical foam baffle liner. Arm-Evac 250 Silencer/Mobile Cart includes front locking casters.		

FUME EXTRACTION CONFIGURATION EXAMPLES

<p>1.</p> 	<p>2.</p> 	<p>3.</p> 
<p>2 x 75mm (3") ESD Safe, Flex-Arms (includes Round Endpiece) 8886-0750, 1 x Cowl Endpiece 8886-0793</p>	<p>2 x ESD Safe Flex-Arm Kits (refer to page 8 for kit contents) 8886-0765, 1 x Cowl Endpiece 8886-0793</p>	<p>2 x 50mm (2") Metal Flex-Arms 8886-0550, 1 x 50mm (2") Fume Scoop 8886-0530, 1 x 50mm (2") Static-Safe 100mm (4"), Nozzle 8886-0318, 2 x Bench Mounting Brackets 8886-0552, 2 x 2.5m (8') of 75mm (3") Flex Hose with 75 (3") to 50mm (2") Reducer 8886-0299</p>
<p>4.</p> 	<p>5.</p> 	<p>6.</p> 
<p>1 x 50mm (2") Metal Flex-Arm 8886-0550, 1 x 50mm (2") Fume Scoop 8886-0530, 1 x Bench Mounting Bracket 8886-0552, 1 x 2.5m (8') of 75mm (3") Flex Hose with 75mm (3") to 50mm (2") Reducer 8886-0299, 1 x Metal Plenum 8886-0366, includes 2.5m (8') of 75mm (3") Flex Hose</p>	<p>2 x 45mm (1.75") Metal Flex-Arms 8886-0429, 2 x Bench Mounting Brackets 8886-0552, 2 x 2.5m (8') of 75mm (3") Flex Hose with 75mm (3") to 50mm (2") Reducer 8886-0299</p>	<p>1 x Arm-Evac 50 8889-0050, 1 x Dual Arm Attachment 8886-0055</p>

PACE provides innovative solutions, products and training for the assembly, rework, repair and testing of printed circuit boards. PACE's unique capabilities and evolving vision have provided universal solutions to thru-hole and surface-mount assembly and rework problems for the most advanced electronics. Our strong commitment and history of achievement has resulted in an unparalleled range of Assembly, Repair and Fume Extraction systems to meet your company's needs whether working to ISO-9000, industrial, military or your own internal specifications. Whatever the challenge, PACE stands ready to provide the best, cost-effective solution for you.

ST SYSTEMS	ST 30	ST 50	ST 70	ST 115
PACE's new ST systems offer the most innovative control technology ever developed - IntelliHeat. ST systems are capable of providing the widest range of applications and flexibility by simply adding additional handpieces. Regardless if you are a small or large shop, ST systems are the right answer for you!				
FUME EXTRACTION	ARM-EVAC 105	ARM-EVAC 250	FUMEFLO WORKTABLE	ARM-EVAC 50
PACE's Fume Extraction Systems feature the latest advancements in filter condition monitoring and process control as well as cost effective solutions. A variety of collection accessories are available.				
MBT/PRC SYSTEMS	MBT 350	PRC 2000		
PACE offers a broad range of rework and repair products to meet all your repair needs. Whether you are replacing a surface mount component, repairing a multi-layer printed circuit board, or making a plated thru-hole repair.				
THERMOFLO SYSTEMS	TF 1700	TF 2700	XR 3000	
PACE's family of ThermoFlo products offer complete solutions from simple surface mount removal and installation to delicate BGA and CSP rework. PACE's new inspection systems feature X-Ray and endoscopic technology to really "SEE" the results of your processes.				
CONVECTIVE & PRE-HEAT	ST 300	ST 350	ST 525	ST 450
PACE's new family of hot air rework systems are ideal for all SMT applications. A wide range of product features are available to meet your specific needs. They can be easily upgraded by adding one of our powerful preheaters and/or PCB holders.				

SOLUTIONS FOR THE ELECTRONICS INTERCONNECTION PROCESS

A WORLDWIDE COMMITMENT

With offices worldwide, PACE is a recognized world leader in the development of solutions for the assembly and repair of highly advanced electronics. Our expertise extends back to the dawn of the modern electronics industry. In 1958, PACE introduced training programs for the repair of printed wire assemblies and soon after, revolutionized the industry by creating the first self-contained vacuum desoldering system.

Today, PACE continues to provide innovative solutions, products and training for the rework, repair and testing of printed circuit assemblies. Our unique capabilities and evolving vision have provided universal solutions for thru-hole and surface mount assembly and rework problems for the most advanced electronics.

Additionally, PACE manufactures Fume Extraction Systems to reduce exposure to harmful particulates and gases created from hand soldering operations. PACE Fume Extraction Systems effectively remove these contaminants from the worker's breathing zone thereby reducing or eliminating health risks and improving productivity.

Our strong commitment and history of achievement has resulted in an unparalleled range of Assembly, Repair and Fume Extraction solutions to meet your needs whether working to ISO-9000, industrial, military or your own internal specifications. Whatever the challenge, PACE stands ready to help you set a new standard.

A CUSTOMER COMMITMENT

In 2001 the distinguished Frost & Sullivan Award for the World Surface Mount Technology Rework and Repair Equipment Industry was bestowed upon PACE.

The Frost & Sullivan Market Engineering Customer Service Leadership Award is presented to companies that have demonstrated superior responsiveness to customer needs and value-added support in technology and services.

PACE was selected based upon independent research with customers, key market participants and even our competition. This award reiterates PACE's commitment to excellence from product concept to customer service in the field. Frost & Sullivan's research recognizes that the key to PACE's success in the industry is our interactive approach with customers to provide solutions and respond to end-user feedback when developing products.



PACE USA

255 Air Tool Drive, Southern Pines,
NC 28387 U.S.A.
T: 910-695-7223 F: 910-695-1594

PACE EUROPE

Technology Centre, Kelvin Drive, Knowlhill,
Milton Keynes, MK5 8NH United Kingdom
T: (44) 1908-277666 F: (44) 1908-277777

The following are trademarks and/or service marks of PACE, Incorporated, Annapolis Junction, MD USA: INSTACAL™, ENDURA™, FUMEFLO™, HIFLO™, INTELLIHEAT™, LO-FLO™, MINITWEEZ™, PACEWORLDWIDE™, POWERMODULE™ and POWERPORT™.

The following are registered trademarks and/or service marks of PACE, Incorporated, Annapolis Junction, MD USA: ARM-EVAC®, FLO-D-SODR®, HEATWISE®, MINIWAVE®, PACE®, PERMAGROUND®, SENSATEMP®, SNAP-VAC®, SODRTEK®, SODR-X-TRACTOR®, TEMPWISE®, THERMO-DRIVE®, THERMOFLO®, THERMOJET®, THERMOTWEEZ® and VISIFILTER®. PACE products meet or exceed all applicable military and civilian EOS/ESD, temperature stability and other specifications, including MIL-STD-2000, ANSI/J-STD-001, IPC 7711, IPC 7721 and IPC-A-610.

PACE products meet or exceed all applicable military and civilian EOS/ESD, temperature stability and other specifications, including MIL-STD-2000, ANSI/J-STD-001, IPC 7711, IPC 7721 and IPC-A-610.



In 2002 PACE was awarded World Class Status, signifying that PACE uses best practices in its design, development and manufacturing processes to provide the finest quality products to its customers at the lowest possible cost. The first Maryland based company to receive this coveted award, PACE stands alone in its market segment in achieving this highly regarded status.